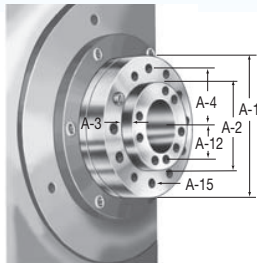
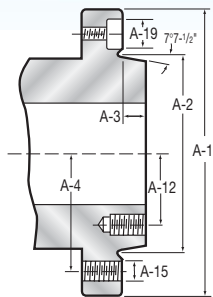


Standard Spindle Nose Data

Source: BS4442: Part 1: 1969

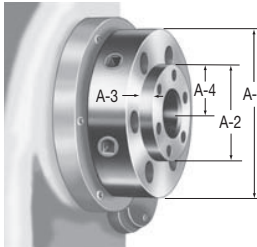
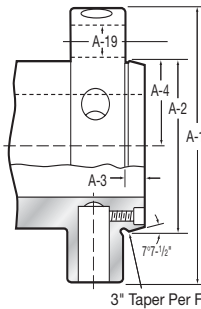


Type A American Standard A-1, A-2, B-1, B-2 Spindle

	A5	A6	A8	A11	A15	A20
A-1	133	165	210	280	380	520
A-2	82.563	106.375	139.719	196.869	285.775	412.775
A-3	13	14	16	18	19	21
A-4	52.4	66.7	85.7	117.5	165.1	231.8
A-12	30.95	41.3	55.55	82.55	123.8	184.15
A-15	M10	M12	M16	M18	M22	M24

US, ISO and DIN standards are available on request

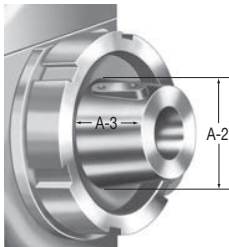
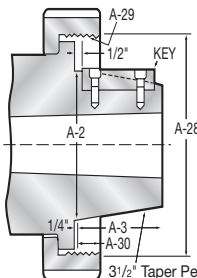
- A-1 Has tapped holes on both the inner bolt circle and outer bolt circle.
- A-2 Has tapped holes on the outer bolt circle, but has no hole on inner bolt circle.
- B-1 Has drilled holes on the outer bolt circles, and has tapped holes on inner bolt circle.
- B-2 Has drilled holes on the outer bolt circles, but has no holes on inner bolt circle.



Type D1 American Standard Cam Lock Spindles

	D3	D4	D5	D6	D8	D11
A-1	92	117	146	181	225	298
A-2	53.975	63.513	82.563	106.375	139.719	196.869
A-3	11	11	13	14	16	18
A-4	35.3	41.3	52.4	66.7	85.7	117.5
A-19	15.1	16.7	19.8	23	26.2	31

3" Taper Per Ft.




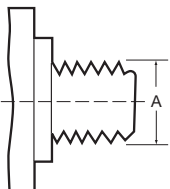
Type L Long Taper Key Drive

	L00	L0	L1	L2	L3
A-2*	2 3/4	3 1/4	4 1/8	5 1/4	6 1/2
A-3	2	2 3/8	2 7/8	3 3/8	3 7/8
A-28	3 3/4	4 1/2	6	7 3/4	10 3/8
A-29	6TPI	6TPI	6TPI	5TPI	4TPI

*Tolerance +.002/-000

3 1/2" Taper Per Ft.

Threaded Spindle



Thread size
A

- 1 1/2-8
- 2 1/4-8
- 2 3/8-6